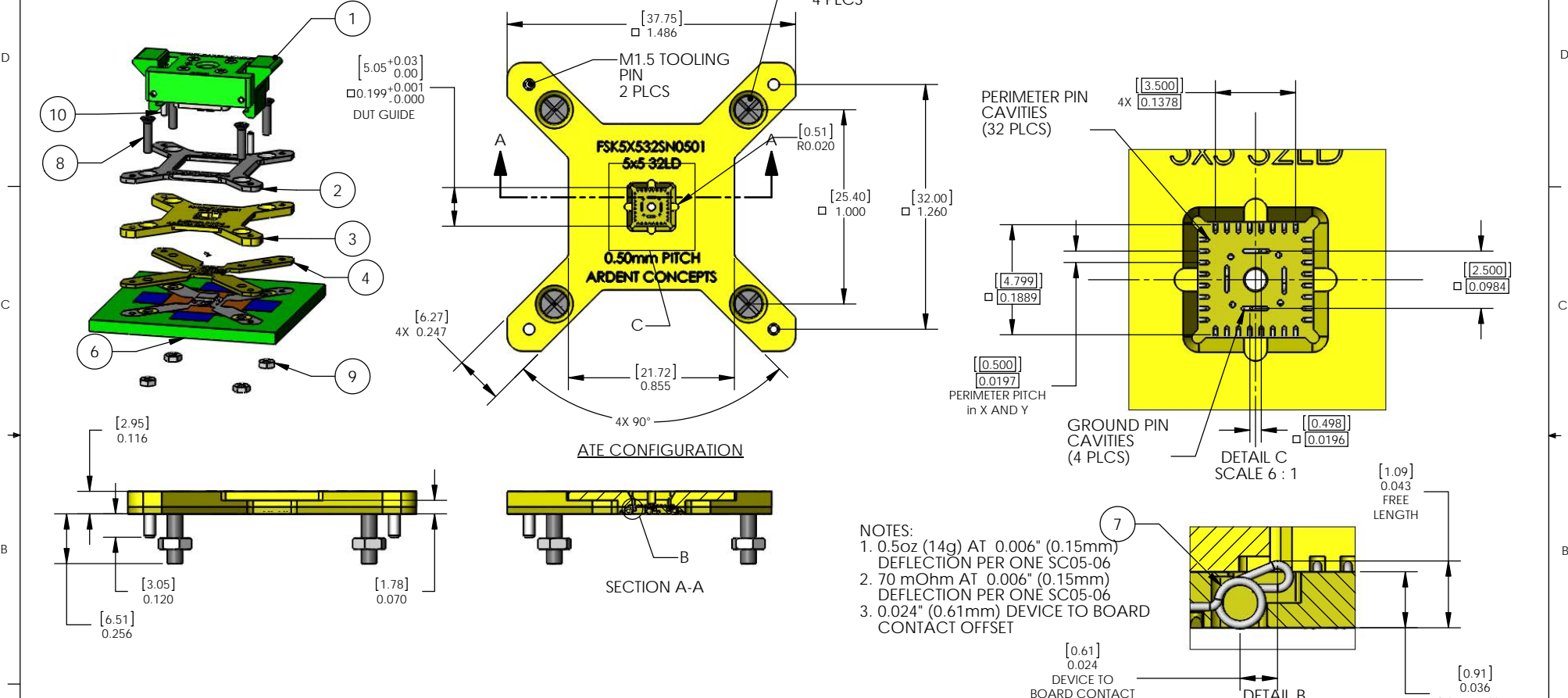


**PROPRIETARY AND CONFIDENTIAL**  
 THE INFORMATION CONTAINED IN THIS DRAWING IS THE SOLE PROPERTY OF ARDENT CONCEPTS, INC.. ANY REPRODUCTION IN PART OR AS A WHOLE WITHOUT THE WRITTEN PERMISSION OF ARDENT CONCEPTS, INC. IS PROHIBITED.

REVISIONS			
REV.	DESCRIPTION	DATE	APPROVED
A	RELEASED; ECN11-0766	7/13/11	DJI



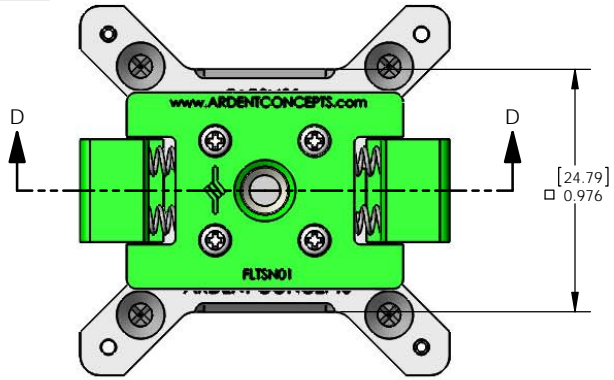
- NOTES:**
- 0.5oz (14g) AT 0.006" (0.15mm) DEFLECTION PER ONE SC05-06
  - 70 mOhm AT 0.006" (0.15mm) DEFLECTION PER ONE SC05-06
  - 0.024" (0.61mm) DEVICE TO BOARD CONTACT OFFSET

ITEM NO.	PART NUMBER	DESCRIPTION	Material	Default/QTY.
1	FLD5X5SN01	HAND TEST LID	REF	REF
2	FAPSN01	ADAPTER PLATE	303 STAINLESS STEEL	1
3	FGP5X532SN0501	GUIDE PLATE	TORLON 4203	1
4	FIN5X532SN0501	INSULATOR	TORLON 4203	1
5	FSCSN01	SHIPPING COVER	ESD LEXAN	1
6	FFP5X532SN0501	FOOTPRINT SPECIFICATION	REF	REF
7	SC05-06	.5mm .005" RC Scrub-R	SEMI PRECIOUS ALLOY	36
8	M20FHCS08	M2 FLAT HEAD X 8mm	18-8 STAINLESS STEEL	4
9	M20NUT	M2 NUT	18-8 STAINLESS STEEL	4
10	M15DP06	M1.5 X 6mm DOWEL PIN, 9159A005	HARDENED STEEL	2

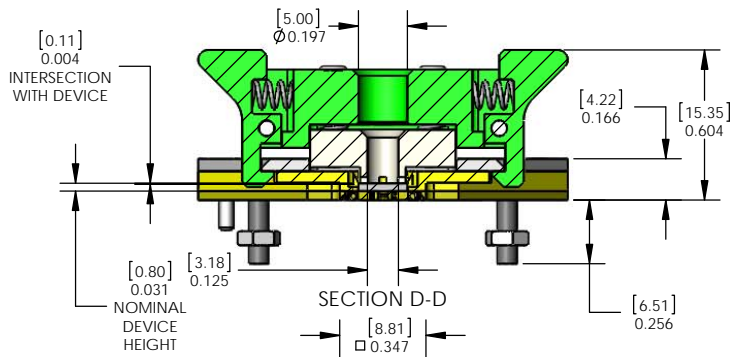
<b>INCH</b> UNLESS OTHERWISE SPECIFIED. TOLERANCES: ANGLES: ± 3    XXX = ± .005 X.XXX = ± .002 X.XXXX = ± .001		DRAWN: DJI    DATE: 7/13/11 CHECKED: ENG APPR:	<p><b>ARDENT CONCEPTS</b>  <small>Manufacturing and Test Equipment Division</small>          4 MERRILL INDUSTRIAL DR, SUITE 102          HAMPTON, NH 03842          (603) 926-2517</p>
CHANGE:    NOTE:    PROJECTION: MATERIAL:    FINISH:	SIZE: <b>B</b> TITLE: 5X5, 32LD, 0.50mm SOCKET ASSEMBLY INTERPRET GEOMETRIC TOLERANCING PER: ANSI Y14.5M 1982 DWG. NO. <b>FSK5X532SN0501</b> REV <b>A</b>		
WWW.ARDENTCONCEPTS.COM    SCALE: 2:1    WEIGHT:    SHEET 1 OF 2			

**PROPRIETARY AND CONFIDENTIAL**  
 THE INFORMATION CONTAINED IN THIS DRAWING IS THE SOLE  
 PROPERTY OF ARDENT CONCEPTS, INC. ANY REPRODUCTION  
 IN PART OR AS A WHOLE WITHOUT THE WRITTEN PERMISSION OF  
 ARDENT CONCEPTS, INC. IS PROHIBITED.

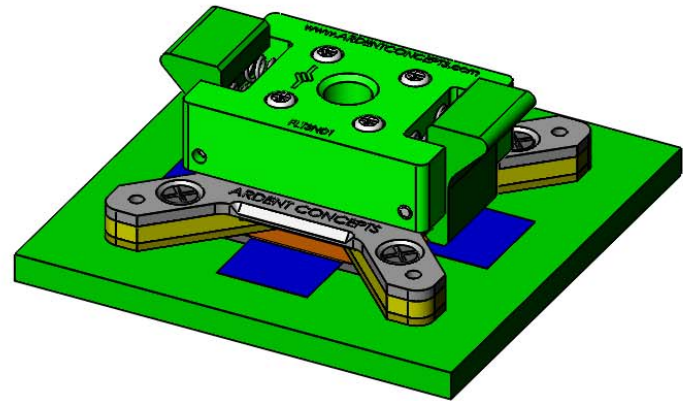
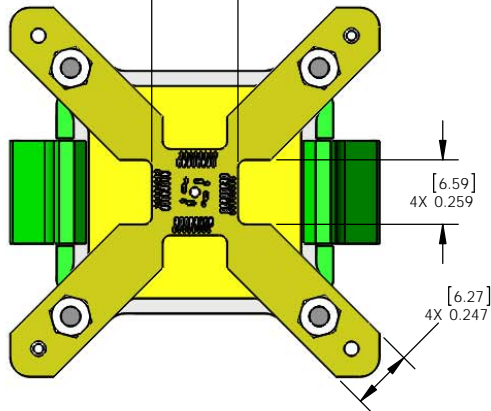
REVISIONS			
REV.	DESCRIPTION	DATE	APPROVED
A	RELEASED; ECN11-0766	7/13/11	DJI



BENCH TEST CONFIGURATION



SECTION D-D



<b>INCH</b> UNLESS OTHERWISE SPECIFIED. TOLERANCES: ANGLES: ± 3 X.XX = ± .005 X.XXX = ± .002 X.XXXX = ± .001		DRAWN: DJI DATE: 7/13/11 CHECKED: ENG APPR:	 4 MERRILL INDUSTRIAL DR, SUITE 102 HAMPTON, NH 03842 (603) 926-2517
CHANGE: [Hexagon symbol] MATERIAL: --- FINISH: ---	NOTE: [Triangle symbol] PROJECTION: [Circle symbol]	SIZE: <b>B</b> TITLE: 5X5, 32LD, 0.50mm SOCKET ASSEMBLY	
INTERPRET GEOMETRIC TOLERANCING PER: ANSI Y14.5M 1982		DWG. NO.: FSK5X532SN0501	REV: <b>A</b>
WWW.ARDENTCONCEPTS.COM		SCALE: 2:1	WEIGHT: SHEET 2 OF 2