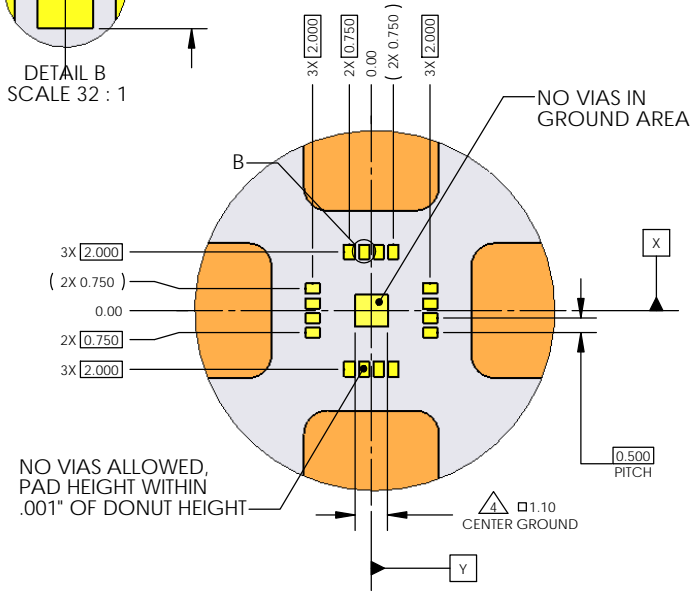
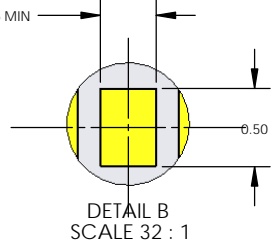
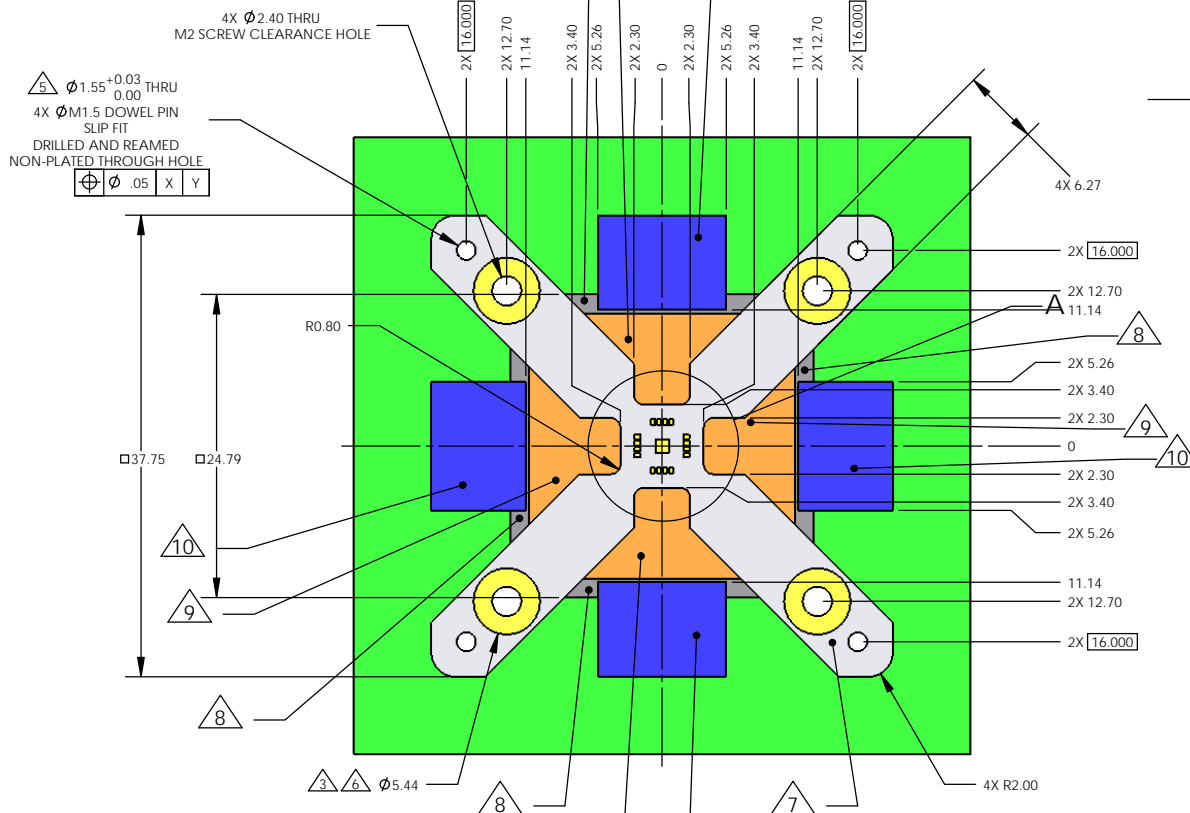


PROPRIETARY AND CONFIDENTIAL
 THE INFORMATION CONTAINED IN THIS DRAWING IS THE SOLE PROPERTY OF ARDENT CONCEPTS, INC. ANY REPRODUCTION IN PART OR AS A WHOLE WITHOUT THE WRITTEN PERMISSION OF ARDENT CONCEPTS, INC. IS PROHIBITED.

REVISIONS			
REV.	DESCRIPTION	DATE	APPROVED
A	RELEASED; ECN11-0796	6/29/11	DJI

D
C
B
A



- NOTES:
- THIS DRAWING SHOWS A PATTERN FOR A 3x3, 0.50mm PITCH DEVICE WITH 16 PERIMETER LEADS AND A GROUND SLUG.
 - CENTER OF DEVICE PATTERN TO BE COINCIDENT WITH CENTER OF PAD PATTERN ON PERFORMANCE BOARD
 - PLATED DONUTS AROUND MOUNTING HOLES TO BE SAME HEIGHT AS PADS ON PERFORMANCE BOARD
 - PAD TO PAD TO MOUNTING DONUT COPLANARITY TO BE WITHIN .001".
 - TOOLING HOLES TO BE NON-PLATED THRU HOLES DRILLED AND REAMED TO SIZE
 - RECOMMENDED PLATING FOR PADS .000200" NICKEL UNDER .000050" GOLD MINIMUM.
 - THERE SHOULD BE NO SOLDERMASK UNDER THE SOCKET AT ALL.
 - 0.116" DECOUPLING CLEARANCE
 - 0.070" CLEARANCE TIL GUIDE PLATE
 - 0.053" LID LATCH CLEARANCE

METRIC UNLESS OTHERWISE SPECIFIED. TOLERANCES: ANGLES: ±3 X.X ±.1 X.XX ±.05 X.XXX ±.025		DRAWN: DJI DATE: 4/27/11 CHECKED: ENG APPR:	 ARDENT CONCEPTS <small>Manufacturing and Assembly Solutions</small> 4 MERRILL INDUSTRIAL DR, SUITE 102 HAMPTON, NH 03842 (603) 926-2517
CHANGE: [Symbol] MATERIAL: --- FINISH: ---	SIZE: B TITLE: 3X3, 16LD, 0.50mm FOOTPRINT SPECIFICATION DWG. NO. FFP3X316SN0501 INTERPRET GEOMETRIC TOLERANCING PER: ANSI Y14.5M 1982	REV: A SCALE: 5:2 WEIGHT: SHEET 1 OF 1	